

Articolo / Article

COD.

Lavabo Form 60x35 .installazione ad appoggio
Form 60x35 washbasin. countertop installation

Bianco Europa / Europa White

22410101

Colorato / Coloured

Specificare il colore al momento dell'ordine

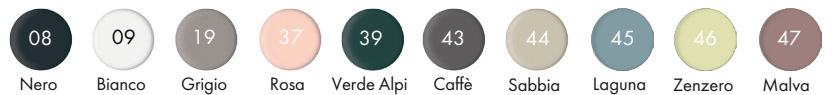
Specify the color when ordering

224101..



Lucidi / Shiny

Opachi / Matt



cm 60x35x h12

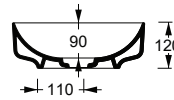
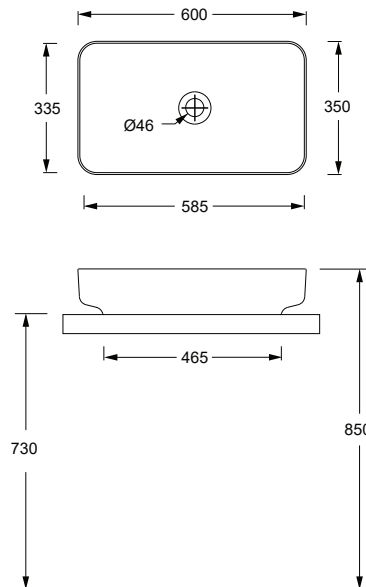
kg 11

Capienza bacino/Basin capacity

lt 11

pallet ita 20

pallet ex 40



Accessori / Accesories



Piletta in ceramica scarico libero
Ceramic free flow drain

COD.

PIL006



Piletta Up&Down
Up&Down drain

COD.

PIL008



Sifone tondo in ottone finitura cromo
Round brass siphon chrome finish

COD.

SIF01



Sifone tondo in ottone finitura nero matt
Round brass siphon black matt finish

COD.

SIF01N

TECNICAL SHEET n°: 12	DESIGNER: MASSIMILIANO BRACONI	CODE: 22410101	Alice Ceramica srl Via Sassacci, 17 - 01033 Civita Castellana (VT), Italy Tel [+39] 0761.598.328 [+39] 0761.513.252 Fax [+39]0761.540.352 www.aliceceramica.com - info@aliceceramica.it		
SHEET FORMAT: A4	ISO	REVISION: 00	SCALE: 1:20	DATE: 01/12/2022	
REGULATION: EN 14688 / EN 31 / Dop- 14688*	Pg: 1				
All the measurements respect the tollerances provided by the Alice Ceramica srl.					

* Regulations here shown are exclusively referred to ceramic items